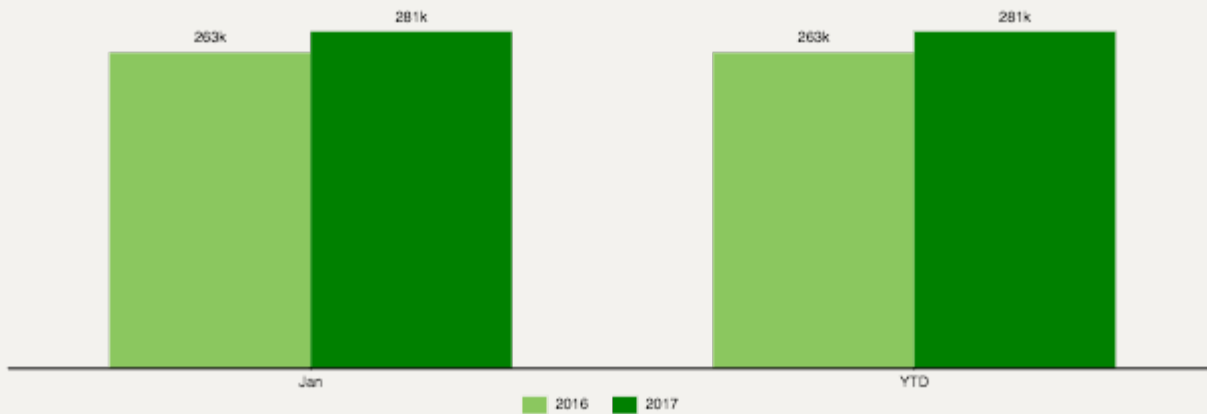


Know My Market for San Antonio.

Search Criteria: 78023 (Zip code), Single Family Residential, Condominium/Townhouse, Lots & Acreage, Farm/Ranch, Multi Family(2-8 units)

Median Sold Price



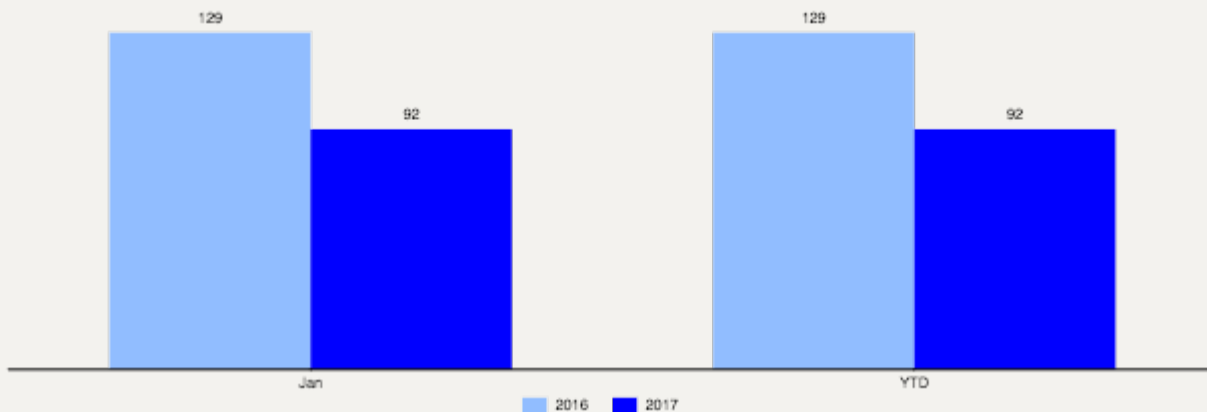
Month / YTD Comparison for Median Sold Price

	Jan - 2016	Jan - 2017	YTD - 2016	YTD - 2017
Median Price :	\$262,950	\$280,500	\$262,950	\$280,500
# Properties :	26	25	26	25

Jan - 2016 vs Jan - 2017: There was a dollar increase of \$17,550, which represents an increase of 6.7%

YTD - 2016 vs YTD - 2017: There was a dollar increase of \$17,550, which represents an increase of 6.7%

Average Days on Market



Month / YTD Comparison for Average Days on Market

	Jan - 2016	Jan - 2017	YTD - 2016	YTD - 2017
# Properties :	129	92	129	92

Jan - 2016 vs Jan - 2017: The # Average Days on Market decreased by 37, which represents a decrease of 28.7%

YTD - 2016 vs YTD - 2017: The # Average Days on Market decreased by 37, which represents a decrease of 28.7%

Data used to compile this report is provided by The San Antonio Board of REALTORS®

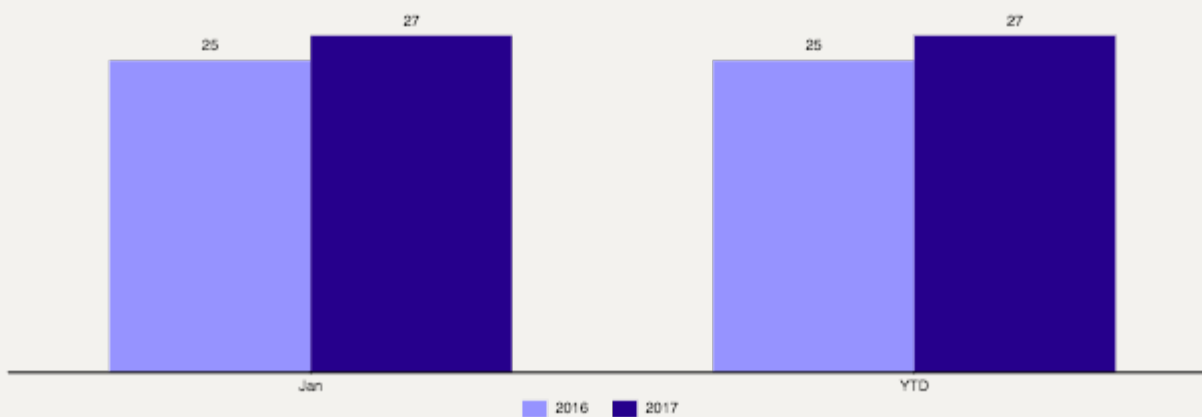
This information is not intended to be a substitute for the advice of a licensed real estate professional and you will not use content for any purpose other than general informational purposes. No guarantee content is necessarily complete, accurate, or up-to-date, and none of the content should be relied upon by you as a substitute for specific advice from a real estate professional.

© 2012-2013 Terradatum and its [suppliers and licensors](#) | Terradatum P.O. Box 387 Glen Ellen CA 95442 USA | PATENT PENDING

Know My Market for San Antonio.

Search Criteria: 78023 (Zip code), Single Family Residential, Condominium/Townhouse, Lots & Acreage, Farm/Ranch, Multi Family(2-8 units)

Properties That Went Under Contract



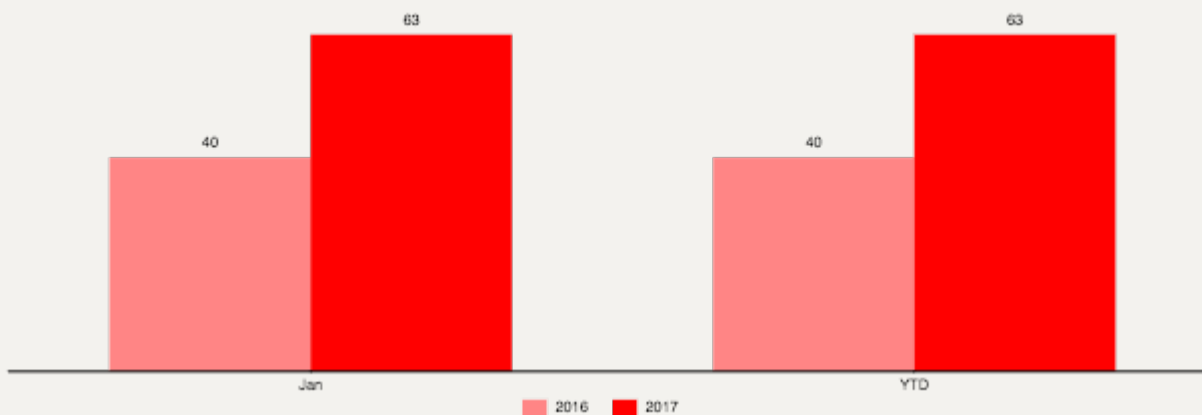
Month / YTD Comparison for Properties That Went Under Contract

	Jan - 2016	Jan - 2017	YTD - 2016	YTD - 2017
# Properties :	25	27	25	27

Jan - 2016 vs Jan - 2017: The # Properties That Went Under Contract increased by 2, which represents an increase of 8.0%

YTD - 2016 vs YTD - 2017: The # Properties That Went Under Contract increased by 2, which represents an increase of 8.0%

New Properties for Sale



Month / YTD Comparison for New Properties For Sale

	Jan - 2016	Jan - 2017	YTD - 2016	YTD - 2017
# Properties :	40	63	40	63

Jan - 2016 vs Jan - 2017: The # New Properties For Sale increased by 23, which represents an increase of 57.5%

YTD - 2016 vs YTD - 2017: The # New Properties For Sale increased by 23, which represents an increase of 57.5%

Data used to compile this report is provided by The San Antonio Board of REALTORS®

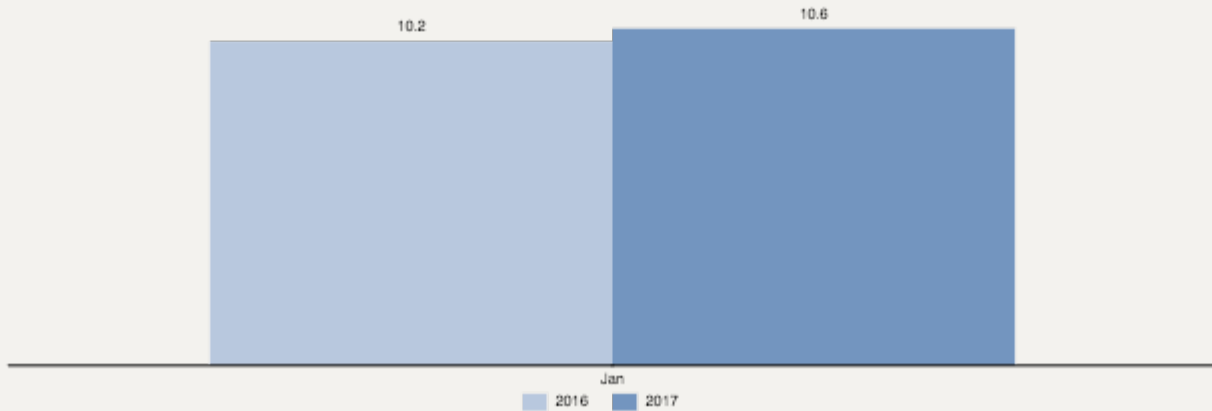
This information is not intended to be a substitute for the advice of a licensed real estate professional and you will not use content for any purpose other than general informational purposes. No guarantee content is necessarily complete, accurate, or up-to-date, and none of the content should be relied upon by you as a substitute for specific advice from a real estate professional.

© 2012-2013 Terradatum and its [suppliers and licensors](#) | Terradatum P.O. Box 387 Glen Ellen CA 95442 USA | PATENT PENDING

Know My Market for San Antonio.

Search Criteria: 78023 (Zip code), Single Family Residential, Condominium/Townhouse, Lots & Acreage, Farm/Ranch, Multi Family(2-8 units)

Months Supply of Inventory

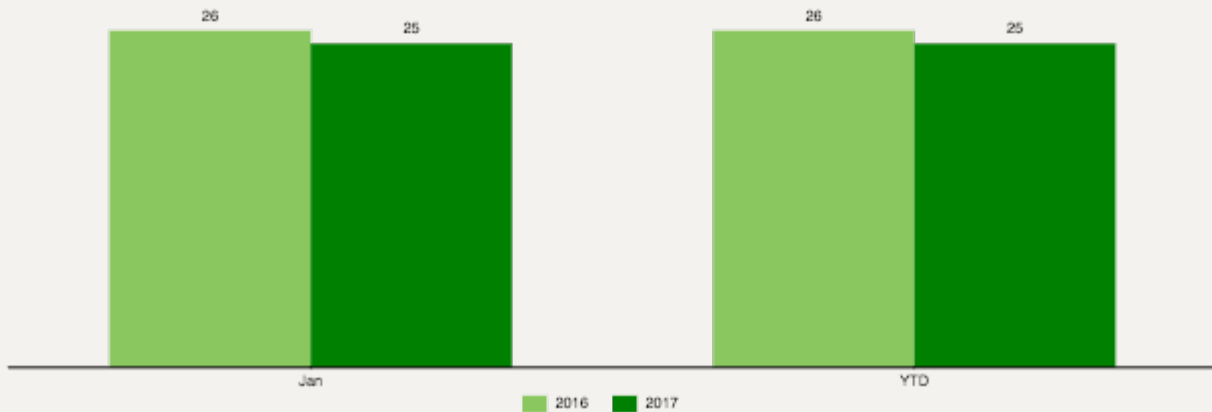


Months Supply of Inventory

	Jan - 2016	Jan - 2017
# Properties :	10.2	10.6

Jan - 2016 vs Jan - 2017: The # Months Supply of Inventory increased by 0.4, which represents an increase of 3.9%

Closed Sales



Month / YTD Comparison for Closed Sales

	Jan - 2016	Jan - 2017	YTD - 2016	YTD - 2017
# Properties :	26	25	26	25

Jan - 2016 vs Jan - 2017: The # Closed Sales decreased by 1, which represents a decrease of 3.8%

YTD - 2016 vs YTD - 2017: The # Closed Sales decreased by 1, which represents a decrease of 3.8%

Data used to compile this report is provided by The San Antonio Board of REALTORS®

This information is not intended to be a substitute for the advice of a licensed real estate professional and you will not use content for any purpose other than general informational purposes. No guarantee content is necessarily complete, accurate, or up-to-date, and none of the content should be relied upon by you as a substitute for specific advice from a real estate professional.

© 2012-2013 Terradatum and its [suppliers and licensors](#) | Terradatum P.O. Box 387 Glen Ellen CA 95442 USA | PATENT PENDING