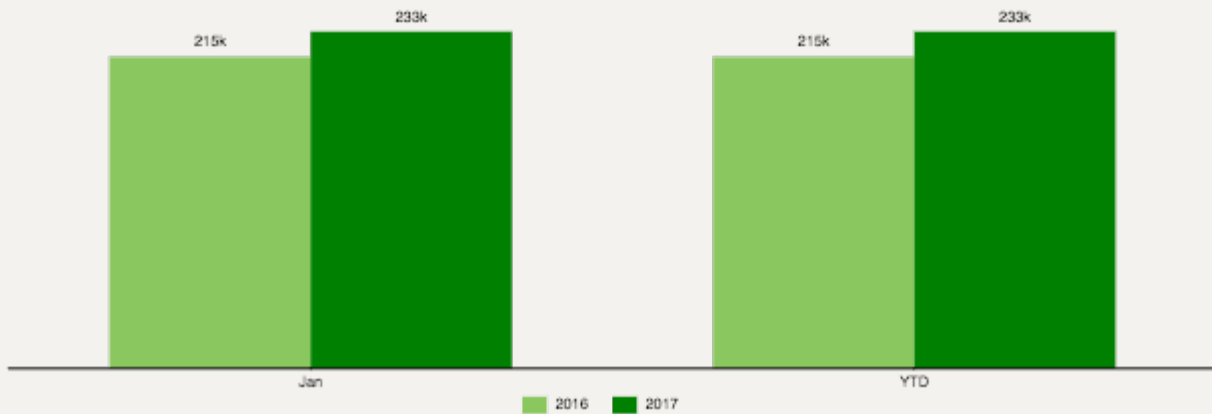


Know My Market for San Antonio.

Search Criteria: 78253 (Zip code), Single Family Residential, Condominium/Townhouse, Lots & Acreage, Farm/Ranch, Multi Family(2-8 units)

Median Sold Price



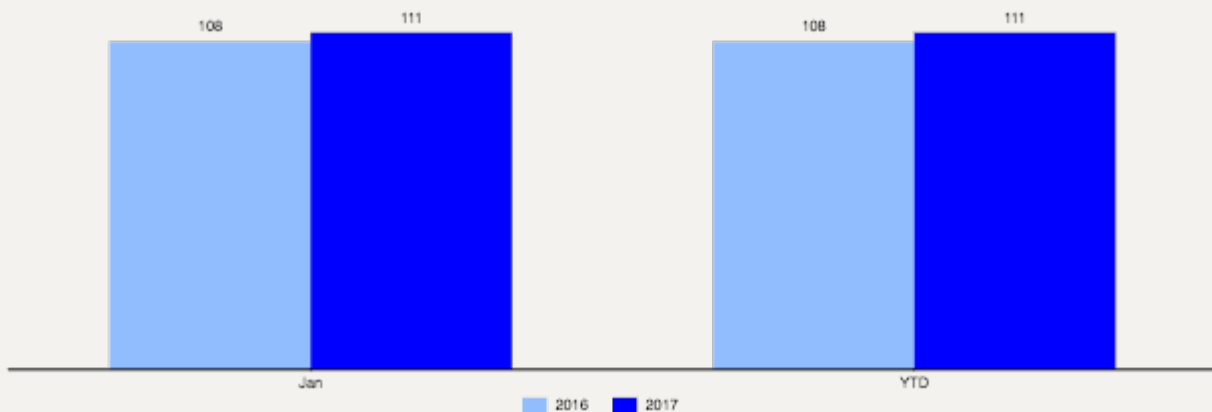
Month / YTD Comparison for Median Sold Price

	Jan - 2016	Jan - 2017	YTD - 2016	YTD - 2017
Median Price :	\$215,000	\$232,500	\$215,000	\$232,500
# Properties :	67	51	67	51

Jan - 2016 vs Jan - 2017: There was a dollar increase of \$17,500, which represents an increase of 8.1%

YTD - 2016 vs YTD - 2017: There was a dollar increase of \$17,500, which represents an increase of 8.1%

Average Days on Market



Month / YTD Comparison for Average Days on Market

	Jan - 2016	Jan - 2017	YTD - 2016	YTD - 2017
# Properties :	108	111	108	111

Jan - 2016 vs Jan - 2017: The # Average Days on Market increased by 3, which represents an increase of 2.8%

YTD - 2016 vs YTD - 2017: The # Average Days on Market increased by 3, which represents an increase of 2.8%

Data used to compile this report is provided by The San Antonio Board of REALTORS®

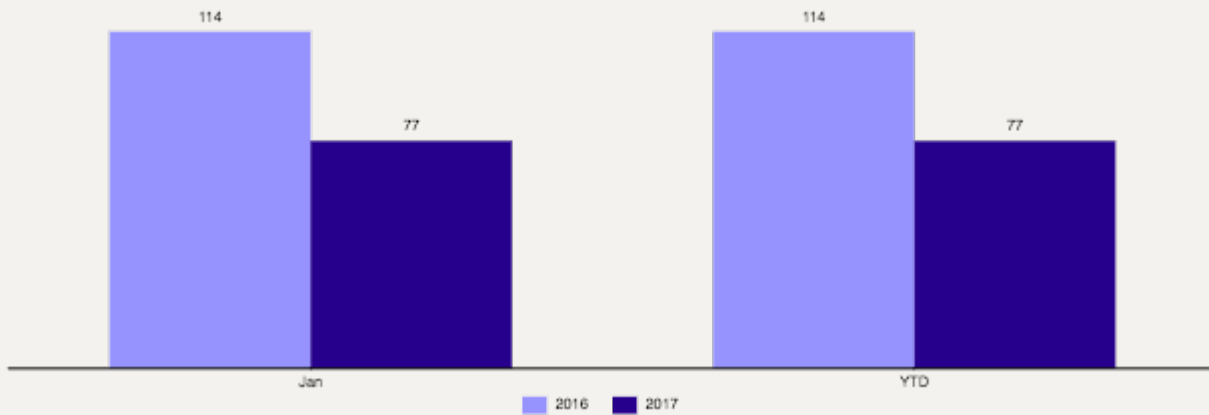
This information is not intended to be a substitute for the advice of a licensed real estate professional and you will not use content for any purpose other than general informational purposes. No guarantee content is necessarily complete, accurate, or up-to-date, and none of the content should be relied upon by you as a substitute for specific advice from a real estate professional.

© 2012-2013 Terradatum and its [suppliers and licensors](#) | Terradatum P.O. Box 387 Glen Ellen CA 95442 USA | PATENT PENDING

Know My Market for San Antonio.

Search Criteria: 78253 (Zip code), Single Family Residential, Condominium/Townhouse, Lots & Acreage, Farm/Ranch, Multi Family(2-8 units)

Properties That Went Under Contract



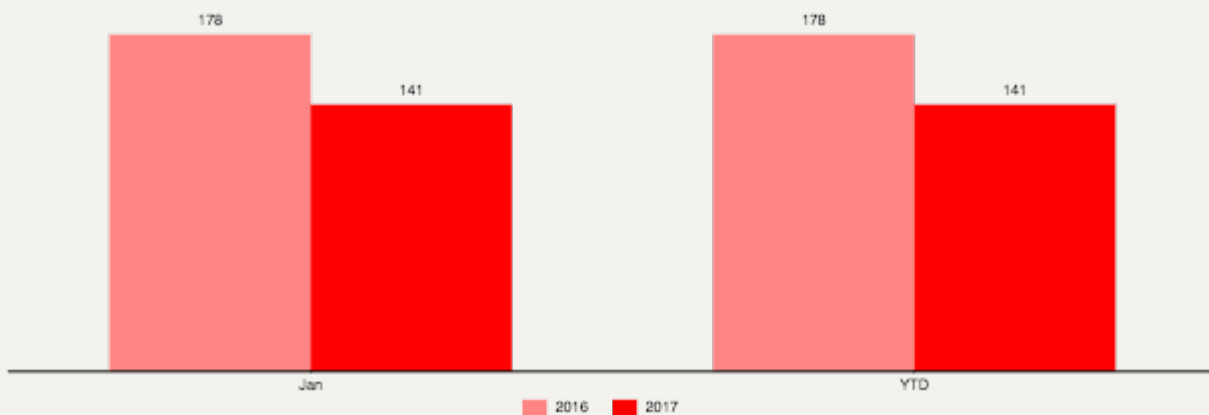
Month / YTD Comparison for Properties That Went Under Contract

	Jan - 2016	Jan - 2017	YTD - 2016	YTD - 2017
# Properties :	114	77	114	77

Jan - 2016 vs Jan - 2017: The # Properties That Went Under Contract decreased by 37, which represents a decrease of 32.5%

YTD - 2016 vs YTD - 2017: The # Properties That Went Under Contract decreased by 37, which represents a decrease of 32.5%

New Properties for Sale



Month / YTD Comparison for New Properties For Sale

	Jan - 2016	Jan - 2017	YTD - 2016	YTD - 2017
# Properties :	178	141	178	141

Jan - 2016 vs Jan - 2017: The # New Properties For Sale decreased by 37, which represents a decrease of 20.8%

YTD - 2016 vs YTD - 2017: The # New Properties For Sale decreased by 37, which represents a decrease of 20.8%

Data used to compile this report is provided by The San Antonio Board of REALTORS®

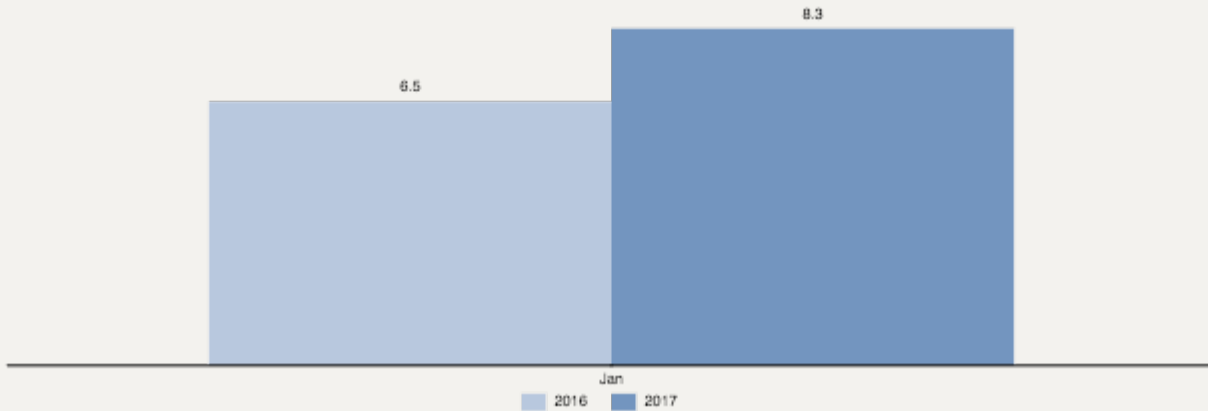
This information is not intended to be a substitute for the advice of a licensed real estate professional and you will not use content for any purpose other than general informational purposes. No guarantee content is necessarily complete, accurate, or up-to-date, and none of the content should be relied upon by you as a substitute for specific advice from a real estate professional.

© 2012-2013 Terradatum and its [suppliers and licensors](#) | Terradatum P.O. Box 387 Glen Ellen CA 95442 USA | PATENT PENDING

Know My Market for San Antonio.

Search Criteria: 78253 (Zip code), Single Family Residential, Condominium/Townhouse, Lots & Acreage, Farm/Ranch, Multi Family(2-8 units)

Months Supply of Inventory

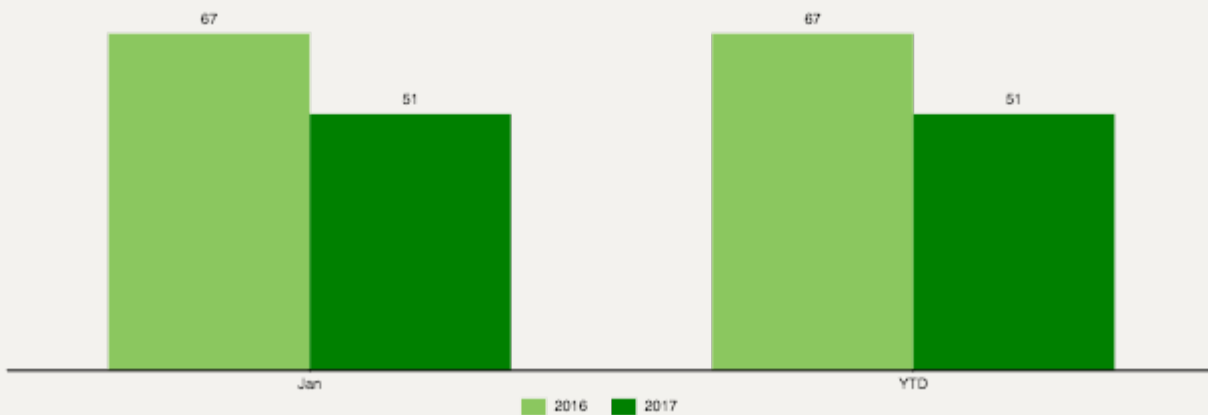


Months Supply of Inventory

	Jan - 2016	Jan - 2017
# Properties :	6.5	8.3

Jan - 2016 vs Jan - 2017: The # Months Supply of Inventory increased by 1.8, which represents an increase of 27.7%

Closed Sales



Month / YTD Comparison for Closed Sales

	Jan - 2016	Jan - 2017	YTD - 2016	YTD - 2017
# Properties :	67	51	67	51

Jan - 2016 vs Jan - 2017: The # Closed Sales decreased by 16, which represents a decrease of 23.9%

YTD - 2016 vs YTD - 2017: The # Closed Sales decreased by 16, which represents a decrease of 23.9%

Data used to compile this report is provided by The San Antonio Board of REALTORS®

This information is not intended to be a substitute for the advice of a licensed real estate professional and you will not use content for any purpose other than general informational purposes. No guarantee content is necessarily complete, accurate, or up-to-date, and none of the content should be relied upon by you as a substitute for specific advice from a real estate professional.

© 2012-2013 Terradatum and its [suppliers and licensors](#) | Terradatum P.O. Box 387 Glen Ellen CA 95442 USA | PATENT PENDING